

News release:

Georgia's election on January 5, 2021 for 2 Senators and a update on the largely undisclosed Republican Party's national election strategy.

Georgia Republican Senators running for election are asking Georgia's Secretary of State (Brad Raffensperger), who is a Republican, to resign because he did not rig the election so they would not have to be in a run-off in January 2021.



Georgia's Secretary of State, Brad Raffensperger

Republicans, David Perdue and Kelly Loeffler said, what good is it to have a Republican Secretary of State if he will not follow organized crime's, sorry, we mean the Republican party's election program. You have sorely disappointed the Godfather and his lieutenant, Lindsey Graham, and there will be consequences.



David Perdue and Kelly Loeffler Lindsey Graham Senator The Godfather Mr. T



David Perdue and Kelly Loeffler went on in the interview to say, in addressing Brad Raffensperger:

The Don's minions donated to your campaign and you show no respect by attempting to run a clean election. Part of the problem might be your engineering-science background; in the Republican party we are not constrained by science. My god, you are even adhering to risk-limit

audits science on the Presidential election recount. Why do you think senator Mitch McConnell, Don of the Senate Majority, blocked Securing America's Federal Elections Act(SAFE Act) and the For the People Act, from even being heard in the Senate. Among other things, it contains risk-limit audits of human readable paper ballots.

Senator Mitch McConnell and Trump



With approximately, 55% of the voting public starting to recognize corruption as a problem for their survival, the Republican Party will never win another election if we have honest elections. In the tradition of the mafia, Republican enforcer, Steve Bannon, said: Dr. Fauci and the director of the FBI, should have their heads cut-off and put it on a pike, if they do not get with the program. Bannon's warning applies to you Mr. Secretary of State. Trump, the Don to us Republicans, expects complete loyalty in the ranks or there will be consequences.




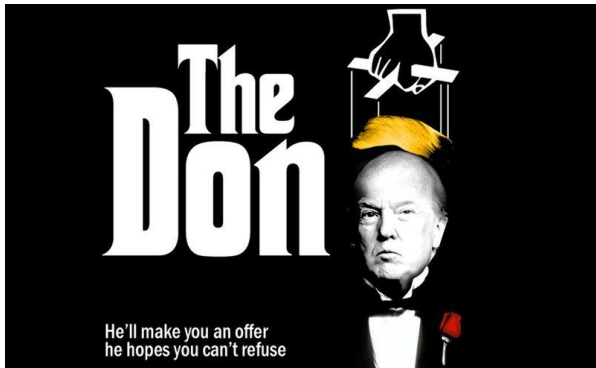
Steve Bannon

FBI director Wray Steve Bannon Dr. Fauci



There is still time to redeem yourself in the upcoming Georgia Senate races. The voting machines and tabulation software Georgia uses have some potentially hackable entry points as election fraud detection activists have pointed out. With your cooperation we can win in January. We will follow the Don's game plan: Alert our voters to vote in person and not by mail as Trump did in the general election, by constantly casting doubt on mail-in ballots. We can hack the vulnerable voting machines, which in Georgia print out a paper ballot with a proprietary

bar code that no human can read, then remember in any audit to automatically scan the bar code instead of manually tallying the selected candidates' printed names on the ballot.



As in the general election, our voters will come to the polls in higher numbers, and we can follow the Don's example and claim the hand marked mail-in ballots are manipulated or other vague problems with mail-in ballots. Remember do not do a risk-limit-audit of the actual ballot's candidates' names selected. We and Capo dei capi, Mr. T., will be carefully watching and we expect allegiance.

Giuliani and Trump



Mr. Secretary of State of Georgia, if you show allegiance to Mr. T., you do not have to worry about getting caught. The Don and his consigliere, Giuliani, will put up a smoke screen that will protect you. We will catch you up on a little history to show you how well protected you will be if you tilt the scale for us. Remember in 2016 and North Carolina, where before the exit polls were re-weighted to conform to the cast vote, the deviation of the cast vote from the exit polls in favor of Trump was so much greater than the margin of error, that it could only happen in 1 in 18,000 elections. This was a big red flag to the 25 or so election fraud experts in the US, but ignored by the major media and Democratic National Committee (DNC) type Democrats like Hillary Clinton. DNC types do not understand computerized voting systems vulnerabilities, but Mr. T and Pence and his religious right teams do, and among others we have ins with the ES&S voting machine company, which has a long loyal history with the Republican Party.

You might want to read this article to understand ES&S's relationship to the Republican party:
Titled:

America's largest (and arguably most problematic) voting machine vendor is ES&S, not Dominion Voting

In September 2020, a Texas examiner's report said there was a "bug" in ES&S's hash verification script. What happened after is unknown.

by Jennifer Cohn

<https://jennycohn1.medium.com/es-s-is-americas-largest-voting-machine-vendor-7ac10934a923>

Edison Research, the exit poll company, the major media uses for election predictions, attempted to explain this 18,000 in 1 a normally by saying they must have done the sampling wrong in the 3 swing states with large shifts from exit poll results compared to cast vote, to Trump. If the major media or DNC and looked with any depth they would have noticed the Edison Research sampling methods, in 2016, were perfect in the two largest and most diverse states, Texas and California. In California, the deviation from exit poll to cast vote count was 0.0% and in Texas 0.3% which is statistically a perfect predication by the exit polls, by deduction this says Edison Research has the sampling science of exit polls well worked out. Brad, you being a science guy, can understand the two tables below one showing California and Texas, perfect predications and other table of North Carolina, Pennsylvania, and Wisconsin critical swing states which we tilted the 2016 election to Mr. T.

This and a more detailed look at both the 2016 and 2020 election are at SaveYourFreedoms.us

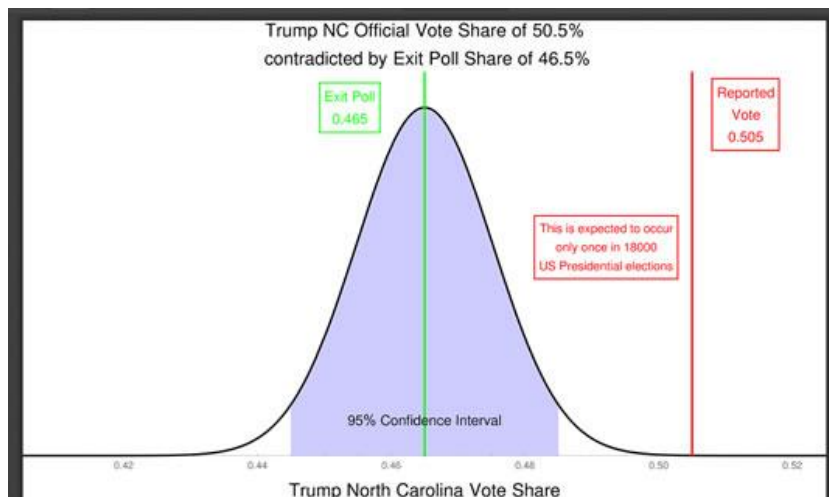
| Presidential Election Clinton vs Trump --- State plus (sample size of Exit Poll) shown | CNN Published Exit Polls (EP) | | | | Reported Vote Count (VC) | | | EP/VC Discrepancies | |
|---|-------------------------------|-------------|------------------------------|---|--------------------------|-------------|---------------------------|---|--|
| | Clinton EP | Trump EP | Margin Trump- Clinton+ | Margin of Error (MOE) on the Difference | Clinton VC | Trump VC | Margin Trump+ Clinton- | Margin Discrepancy in Favor of Trump | Discrepancy Greater Than EP MOE |
| California (2282)* | 60.0% | 31.5% | 28.5% | 3.7% | 61.5% | 33.0% | 28.5% | 0.0% | 0% |
| Texas (2610)* | 42.3% | 51.8% | 9.5% | 3.7% | 43.4% | 52.6% | 9.2% | 0.3% | 0% |

In 2016 election
From **SaveYourFreedoms.us**

Below is the table showing to a 95% confidence level (CL) that in the vote count was manipulated in favor of Trump


| Presidential Election Clinton vs Trump --- State plus (sample size of Exit Poll) shown | CNN Published Exit Polls (EP) | | | | Reported Vote Count (VC) | | | EP/VC Discrepancies | |
|---|-------------------------------|----------|------------------------------|---|--------------------------|-------------|------------------------------|---|--|
| | Clinton EP | Trump EP | Margin Trump- Clinton+ | Margin of Error (MOE) on the Difference | Clinton VC | Trump VC | Margin Trump+ Clinton- | Margin Discrepancy in Favor of Trump | Discrepancy Greater Than EP MOE |
| North Carolina (3967)* | 48.6% | 46.5% | -2.1% | 3.0% | 46.7% | 50.5% | 3.8% | 5.9% | 2.9% |
| Pennsylvania (2613)* | 50.5% | 46.1% | -4.4% | 3.8% | 47.7% | 48.8% | 1.1% | 5.5% | 1.7% |
| Wisconsin (2981)* | 48.2% | 44.3% | -3.9% | 3.5% | 46.9% | 47.9% | 1.0% | 4.9% | 1.4% |

Three states (above) had differences beyond the statistical Margin of Error (MOE). If the results had conformed to the Exit Polls, it would



The procedures that can spoil our electronic vote flipping plans are hand marked paper ballots with good chain of custody protocols and risk limiting audits. Brad, we hope you understand why the Don wants his voters to go to the polls especially in states without hand marked paper ballots and without risk limit audits, and why Mr. T. derided mail in ballots in 2020, knowing his minions will follow his advice and Dems will largely do the opposite.

The Don understands the best defense is an offense, which is why he immediately screams mail-in ballots are fraudulent. In contrast the weak liberal DNC Democrats like Biden defensively, between sips of expensive wine, and polite musing on culture, say the election is without fraud. Of course, the DNC types do not understand election electronic fraud is near impossible to detect without hand marked paper ballots and risk limiting audits. A little software update here and there serves our vote flipping and/or factional vote algorithms purposes.



This is not to say the 2020 election was the most secure in history, but the qualifier that Christopher Krebs (whom Trump fired) should have said is: secure from foreign state actors like Russia or China, not necessarily from domestic malfeasance from the Republican party. That truth would have gotten him fired faster. We Repubs. are so lucky Krebs did not look into domestic electronic election fraud.

What we have to watch-out for is AOC and Bernie Democratic types, who actually speak up once they are informed. Lucky for us Trumpers, Biden is surrounded by an uninformed consultakracy that never advises speaking up about complicated election fraud issues, otherwise he would answer the Don's accusation of the vote being rigged with:

“Yes, you are right Mr. Trump. there was election fraud, in favor of Republicans: the vote was heavily rigged by the Republican Party, between false purges of likely Democratic voters, poll closings in Democratic voter areas, gerrymandering in favor of Republicans. And perhaps most importantly, Republican Senator Mitch McConnell blocking election reform legislation that would have allowed for hand-marked ballots and risk limiting audits. In addition, in the 2020 Presidential election it appears your operatives shifted the electronically tallied votes in 11 states more than the margin-of-error in your favor, and in favor of Republican senators. The malfeasance by the Republican machine in the 2020 election appears even greater than the 2016 election. The Biden/Harris victory was likely more over-whelming than the “official” vote count. Given the large likely fraud based Republican shifts from the exit polls, the surprise Senate and House of Representatives Republican victories might prove to be false upon a real investigation.”

Alexandria Ocasio-Cortez (AOC)


You wanted Bernie and the DNC gave you Hillary then Biden
You wanted Bernie and the DNC gave you Biden



| | Bernie Sanders | Joe Biden |
|-------------------------------------|----------------|------------|
| Medicare-For-All | Yes | No |
| Decrease Military Budget | Yes | No |
| Opposed Iraq War Authorization | Yes | No |
| Opposes Unilateral Military Action | Yes | No |
| Opposes Foreign Assassination | Yes | No |
| Tuition-Free 4 year Public College | Yes | No |
| End Electoral College | Yes | Undeclared |
| Election Day Holiday | Yes | Undeclared |
| Legalize Marijuana | Yes | No |
| Climate Change National Emergency | Yes | No |
| Supports Net Neutrality | Yes | No |
| Restore Ex-Felons Voting Rights | Yes | Undeclared |
| Opposes Expanding Border Wall | Yes | Undeclared |
| Abolish ICE | Yes | No |
| Extreme Wealth Tax | Yes | No |
| Wall Street Tax | Yes | Undeclared |
| Opposed Wall Street Bailout (TARP) | Yes | No |
| Restore Glass-Steagall | Yes | No |
| Opposed Patriot Act | Yes | No |
| Opposes Syria Military Intervention | Yes | No |
| Opposes Venezuela Intervention | Yes | Undeclared |
| Breakup Agribusiness Monopolies | Yes | No |
| Ban Fracking | Yes | No |
| Ban Offshore Drilling | Yes | No |
| Contraceptive Insurance Mandate | Yes | Undeclared |
| Billionaire Donors | 0 | 60+ |
| Small Donors (<\$200) | 55.23% | 36.24% |
| Corporate Super PAC Donors | No | Yes |
| Cancel All Student Debt | Yes | No |
| Opposed NAFTA | Yes | No |
| Opposes TPP 2.0 (CPTPP) | Yes | No |
| Opposed USMCA (Trade Deal) | Yes | No |

Sources:
<https://www.washingtonpost.com/news/energy-environment/wp/2020/09/20/bernie-sanders-vs-joe-biden-on-the-issues/>
<https://www.politico.com/2020/09/20/bernie-sanders-vs-joe-biden-on-the-issues/>
<https://www.washingtonpost.com/news/energy-environment/wp/2020/09/20/bernie-sanders-vs-joe-biden-on-the-issues/>
<https://www.opensecrets.org/2020-presidential-race>

Credit: reddit.com/u/learnstgt



Brad you can see from the two tables one showing the unexpected, beyond statistical margin of error shifts, to our Don, Mr. T and the next table showing the unexpected shift to Republican Senators like us.

TDMS|RESEARCH

www.tdmsresearch.com

2020 PRESIDENTIAL ELECTION - EXIT POLLS VERSUS REPORTED VOTE COUNT

| Presidential Election Biden v. Trump | EXIT POLLS (EP) [1] | | | | REPORTED VOTE COUNT (VC) [2] | | | EP / VC DISCREPANCIES | |
|--|---------------------|----------|--------------------------------|---------------------------------|------------------------------|-------------|--------------------------------|---|---------------------------------------|
| | BIDEN EP | TRUMP EP | MARGIN BIDEN - TRUMP [3] | MoE [4] ON THE DIFFERENCE | BIDEN VC | TRUMP VC | MARGIN BIDEN - TRUMP [3] | MARGIN DISCREPANCY IN FAVOR OF TRUMP | DISCREPANCY GREATER THAN EP MoE |
| NEW YORK | 62.6% | 35.4% | 27.1% | 6.3% | 58.31% | 40.39% | 17.9% | 9.2% | 2.9% |
| IOWA | 49.2% | 48.3% | 1.0% | 3.8% | 44.92% | 53.14% | -8.2% | 9.2% | 5.4% |
| KENTUCKY * | 40.5% | 57.6% | -17.1% | 4.8% | 36.05% | 62.22% | -26.2% | 9.0% | 4.3% |
| MONTANA | 42.8% | 50.9% | -8.1% | 6.6% | 40.43% | 56.70% | -16.3% | 8.2% | 1.6% |
| WISCONSIN | 53.0% | 45.0% | 8.0% | 3.2% | 49.45% | 48.83% | 0.6% | 7.4% | 4.2% |
| ALABAMA | 41.3% | 55.8% | -14.5% | 6.1% | 36.52% | 58.15% | -21.6% | 7.1% | 1.1% |
| MICHIGAN * | 54.1% | 44.9% | 9.2% | 3.7% | 50.54% | 47.86% | 2.7% | 6.5% | 2.8% |
| SOUTH CAROLINA | 46.0% | 52.2% | -6.2% | 4.8% | 43.42% | 55.10% | -11.7% | 5.5% | 0.6% |
| ARIZONA | 50.6% | 45.0% | 5.6% | 4.7% | 49.53% | 48.91% | 0.6% | 4.9% | 0.2% |
| COLORADO | 57.0% | 39.1% | 17.9% | 4.6% | 55.26% | 42.08% | 13.2% | 4.7% | 0.1% |
| NEVADA * | 50.1% | 43.9% | 6.2% | 3.1% | 49.83% | 48.04% | 1.8% | 4.4% | 1.3% |
| MAINE | 54.5% | 40.6% | 14.0% | 5.1% | 53.50% | 43.45% | 10.1% | 3.9% | |
| FLORIDA * | 48.9% | 49.3% | -0.4% | 2.5% | 47.85% | 51.24% | -3.4% | 3.0% | 0.5% |
| NEW HAMPSHIRE | 53.8% | 43.7% | 10.0% | 4.1% | 52.58% | 45.47% | 7.1% | 2.9% | |
| OHIO | 46.4% | 51.7% | -5.3% | 2.5% | 45.19% | 53.36% | -8.2% | 2.8% | 0.3% |
| GEORGIA | 50.2% | 47.4% | 2.8% | 3.0% | 49.45% | 49.30% | 0.1% | 2.6% | |
| PENNSYLVANIA | 50.5% | 47.5% | 3.0% | 3.5% | 49.68% | 49.17% | 0.5% | 2.4% | |
| NORTH CAROLINA | 49.0% | 48.1% | 1.0% | 2.9% | 48.62% | 50.02% | -1.4% | 2.4% | |
| TEXAS * | 47.5% | 51.1% | -3.6% | 2.8% | 46.34% | 52.17% | -5.8% | 2.3% | |
| VIRGINIA | 55.1% | 43.9% | 11.2% | 2.8% | 54.06% | 44.36% | 9.7% | 1.5% | |
| OREGON | 56.5% | 39.0% | 17.5% | 7.3% | 56.47% | 40.38% | 16.1% | 1.4% | |
| MINNESOTA | 52.5% | 45.1% | 7.3% | 3.6% | 52.52% | 45.42% | 7.1% | 0.2% | |
| WASHINGTON | 56.4% | 39.7% | 16.7% | 7.1% | 58.88% | 38.58% | 20.3% | -3.6% | |
| CALIFORNIA | 61.5% | 36.5% | 24.9% | 4.1% | 65.07% | 33.03% | 32.0% | -7.1% | 3.0% |
| NATIONAL | 52.2% | 45.8% | 6.4% | 1.3% | 50.61% | 47.73% | 2.9% | 3.5% | 2.2% |

INTERIM TABLE. VOTE COUNT AS OF 11:40 AM EST NOVEMBER 7, 2020 Table and notes by Theodore de Macedo Soares - www.tdmsresearch.com

Biden's wins in the exit polls of battleground states are highlighted in blue. Trump's current advantage in the ongoing computer vote counts in these same states are highlighted in red. The states marked by an asterisk indicate states where the EP/VC discrepancies are probably much greater than shown. See Note 1 below. Slight apparent discrepancies in percentage arithmetic are due to rounding.

2020 U.S. SENATE ELECTIONS - EXIT POLLS VERSUS REPORTED VOTE COUNT

| U.S. SENATE ELECTIONS | EXIT POLLS (EP) [1] | | | | REPORTED VOTE COUNT (VC) [2] | | | EP / VC DISCREPANCIES | |
|-------------------------|---------------------|---------------|------------------------------|---------------------------|------------------------------|---------------|------------------------------|---|---------------------------------|
| | DEMOCRAT EP | REPUBLICAN EP | MARGIN DEMOCRAT - REPUBLICAN | MoE [4] ON THE DIFFERENCE | DEMOCRAT VC | REPUBLICAN VC | MARGIN DEMOCRAT - REPUBLICAN | MARGIN DISCREPANCY IN FAVOR OF REPUBLICAN | DISCREPANCY GREATER THAN EP MoE |
| ALABAMA (D-Inc) | 46.2% | 53.4% | -7.2% | 6.2% | 39.74% | 60.10% | -20.4% | 13.1% | 6.9% |
| MONTANA (R-Inc) | 50.4% | 49.1% | 1.3% | 6.8% | 44.99% | 55.01% | -10.0% | 11.3% | 4.5% |
| KENTUCKY (R-Inc) | 43.5% | 53.1% | -9.7% | 4.8% | 38.23% | 57.76% | -19.5% | 9.9% | 5.1% |
| GEORGIA SP. (R-Inc) [5] | 47.0% | 48.5% | -1.6% | 3.0% | 35.67% | 45.86% | -10.2% | 8.6% | 5.6% |
| MAINE (R-Inc) | 45.8% | 47.5% | -1.7% | 5.1% | 42.39% | 50.98% | -8.6% | 6.9% | 1.8% |
| SOUTH CAROLINA (R-Inc) | 47.8% | 51.3% | -3.5% | 4.9% | 44.21% | 54.49% | -10.3% | 6.8% | 1.9% |
| COLORADO (R-Inc) | 57.4% | 41.6% | 15.8% | 4.7% | 53.50% | 44.18% | 9.3% | 6.5% | 1.8% |
| IOWA (R-Inc) | 48.7% | 49.3% | -0.6% | 3.8% | 45.18% | 51.78% | -6.6% | 6.0% | 2.2% |
| MICHIGAN (D-Inc) | 53.0% | 45.4% | 7.6% | 3.8% | 49.90% | 48.22% | 1.7% | 5.9% | 2.1% |
| VIRGINIA (D-Inc) | 58.1% | 41.4% | 16.7% | 2.8% | 56.05% | 43.95% | 12.1% | 4.6% | 1.7% |
| GEORGIA (R-Inc) | 49.5% | 47.0% | 2.5% | 3.0% | 47.95% | 49.73% | -1.8% | 4.3% | 1.3% |
| OREGON (D-Inc) | 59.1% | 37.4% | 21.7% | 7.4% | 56.91% | 39.32% | 17.6% | 4.1% | |
| NORTH CAROLINA (R-Inc) | 48.9% | 48.1% | 0.8% | 2.9% | 46.94% | 48.69% | -1.7% | 2.6% | |
| ARIZONA (R-Inc) | 52.1% | 47.4% | 4.6% | 4.8% | 51.16% | 48.81% | 2.3% | 2.3% | |
| TEXAS (R-Inc) | 45.5% | 53.1% | -7.5% | 2.9% | 43.86% | 53.50% | -9.6% | 2.1% | |
| MINNESOTA (D-Inc) | 52.0% | 46.0% | 6.0% | 3.7% | 48.77% | 43.53% | 5.2% | 0.8% | |
| NEW HAMPSHIRE (D-Inc) | 56.1% | 42.9% | 13.3% | 4.1% | 56.66% | 41.00% | 15.7% | -2.4% | |

Table not final. Vote count as of December 13, 2020.

Incumbent (R-Inc) Republican Party Senate seats that flipped to the Democratic Party are highlighted in green. These same states where the vote counts shows a Republican Party win are highlighted in red. The one Democratic Party seat flipping to the Republican Party is highlighted in yellow. The exit polls show the Democratic Party winning control of the Senate. The vote count shows Republican Party control. As Georgia's two Senate seats will be decided in run-off elections on January 5, 2021, the current Senate seat count is 50 seats for the Republican Party and 48 for the Democratic Party. The discrepancies between the exit polls and the computer counts (highlighted in bold) are large and favored the Republican Party candidate--most beyond the exit polls' margin of error for the races. Slight apparent discrepancies in percentage arithmetic are due to rounding.

The two Republican candidates in Georgia went on to say we count on Biden never speaking truth to power, since he is his a polite, weak liberal, and we can count our base hating Biden, and defending us with violence. Our Brown Shirts, we mean, Proud Boys, will sow chaos and violence and defend us and the police will be on our side as in another era around 1938 in Germany.



Brad Raffensperger, even though you have angered us by attempting run a fair election, and now we have the inconvenience of a run-off on January 5, 2021. We know your prior good deeds for the Georgia Republican party when you purged almost 200,000 voters, so we know you are capable of another tribute to the Don and us in our election bid.

Remember Brad, get with the Republican Party program which is:

- 1) Purge Voter Rolls of likely Democratic voters, such as: Afro-Americans, Latinx, Asian-Americans.
- 2) Change voter ID laws so as to make it harder for minorities to vote
- 3) Close polling places high Democratic voter regions
- 4) Redrawn district lines to favor Republicans – Gerrymander
- 5) Generally, make it harder for poorer people to vote
- 6) In critical swing states change electronic voting systems software to stealthily change votes in Republicans favor, and get Republicans to prefer voting at the polls, and deride voting by mail.
- 7) Block any legislation that would require hand-marked paper ballots, with a secure chain of custody, and risk limiting audits of election results.

Liberal Democrats like Biden and Clinton have shown they will seldom speak up about the broken election system. They will just leave it up to the Democratic grass roots, which has to no voice in the major media, to attempt through registration drives to overwhelm Republican chicanery. As in Stacey Abrams efforts in Georgia.

David Perdue (R) bought stock in a PPE company the same day senators received a classified briefing on the Coronavirus last March.



Kelly Loeffler (R) unloaded over a million \$ worth of stock after receiving a classified briefing on Coronavirus last March.



These people shouldn't be running for Senate in Georgia, they should be in prison.

With malice and reward to you if ? , signed: Georgia Senators, David Perdue and Kelly Loeffler

Also a youtube video of the above parody can be seen at: <https://youtu.be/UBif3CYJx2I>